



## 格爾斯奧地利製造

從構思、設計、製造至測試，皆在奧地利的格爾斯製造所完成。確保每個零件、每個環節和每次裝配，都符合我們獨有嚴格標準。



**G\*GRASS®**

Made in Austria

# Kinvaro T-105

Uplifting design power opening support



### Application range

Flap weight from 0,9 up to 10,4 kg  
Flap size: width up to 1200 mm, height 300 – 500 mm

櫃門高度	T-105 數量	載重量 kg
300mm	1	1.6-4.3
	2	3.2-8.6
350mm	1	1.3-4.1
	2	2.6-8.1
400mm	1	1.3-3.4
	2	2.5-6.8
450mm	1	1.2-6.1
	2	2.4-6.1
500mm	1	1.1-2.9
	2	2.2-5.8

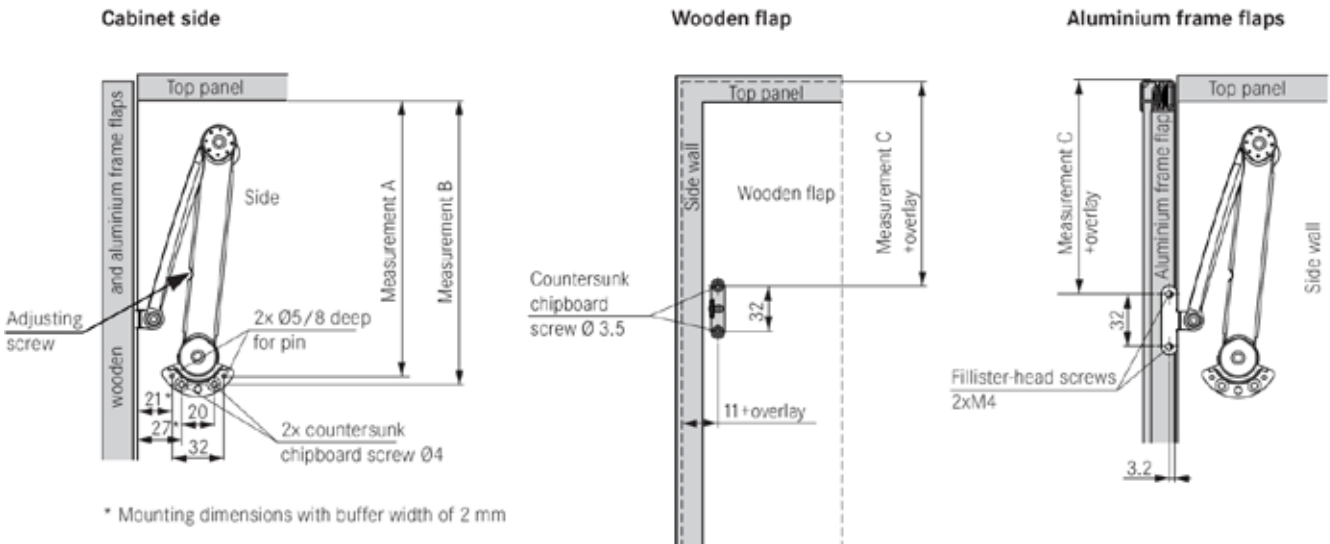
## 任意停撐

### Grass 110°直較 +02 底板

Code No.	Item Description
MI 2004A	T105, L / PU40
MI 2004X	
MI 2004B	T105,R / PU40
MI 2004X	

開門角度	(A) 距離	(B) 距離	(C) 距離
95°	169mm	174mm	118mm
100°	167mm	172mm	116mm
105°	164mm	169mm	113mm

### Mounting with wooden and aluminium frame flaps

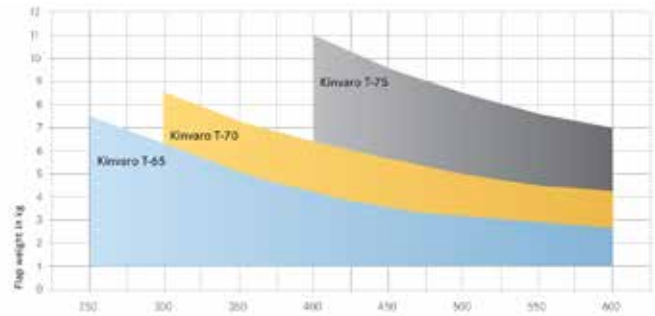


# Kinvaro T-70

## Flap Fitting



Application diagram for Kinvaro T-65, Kinvaro T-70, Kinvaro T-75

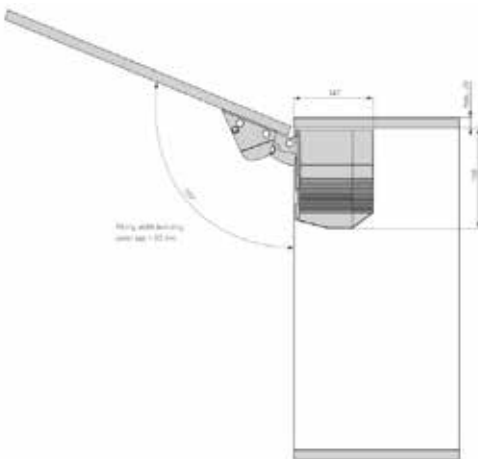


# 升門撐

Code No.	Item Description
MI 2003	T70 / PU 1

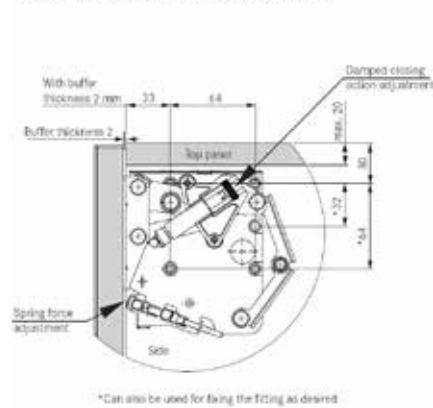
櫃門高度	櫃門闊度	載重量 kg
300mm	1200mm	2.1-7.4
350mm	1200mm	1.8-6.3
400mm	1200mm	1.7-5.4
450mm	1200mm	1.6-4.7
500mm	1200mm	1.5-4.0
550mm	1200mm	1.4-3.7
600mm	1200mm	1.4-3.3

Installation measurements Kinvaro T-70

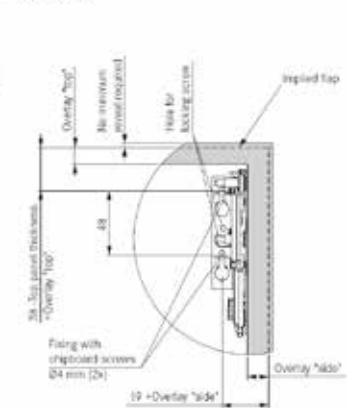


Mounting positions for wooden flaps

Cabinet side (mounting with countersunk Euro screws)



Wooden flap



# Kinvaro S-35

The elegant spring pack for lift-up flaps



### Calculation of flap width (all measurements in dm)

$$\frac{\text{Flap weight} - \text{handle weight}}{\text{Flap height} \times \text{flap thickness} \times \text{density}} = \text{Flap width}$$

Example:  $\frac{4.8 - 0.9}{4 \times 0.19 \times 0.85} = 6.0 \text{ dm (600 mm)}$

### Calculation of flap weight (all measurements in dm)

$$\text{Flap width} \times \text{flap height} \times \text{flap thickness} \times \text{density} + \text{handle weight} = \text{flap weight}$$

Example:  $6 \text{ dm} \times 4 \text{ dm} \times 0.19 \text{ dm} \times 0.85 + 0.9 \text{ kg/dm}^3 = 4.8 \text{ kg}$

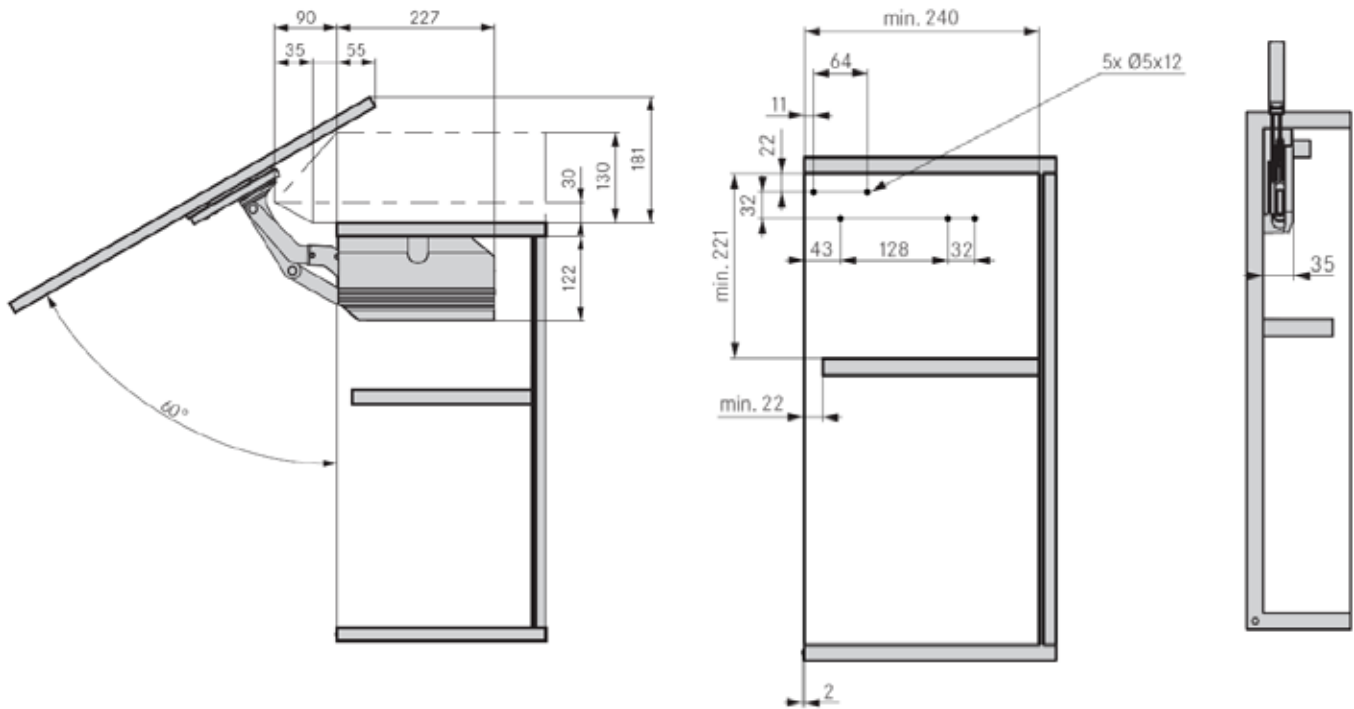
## 升門撐

Code No.	Item Description
MI 2001	S-35 Lift-UP Type 2
MI 2002	S-35 Lift-UP Type 4

Kinvaro S-35 application range for fronts with bar handles

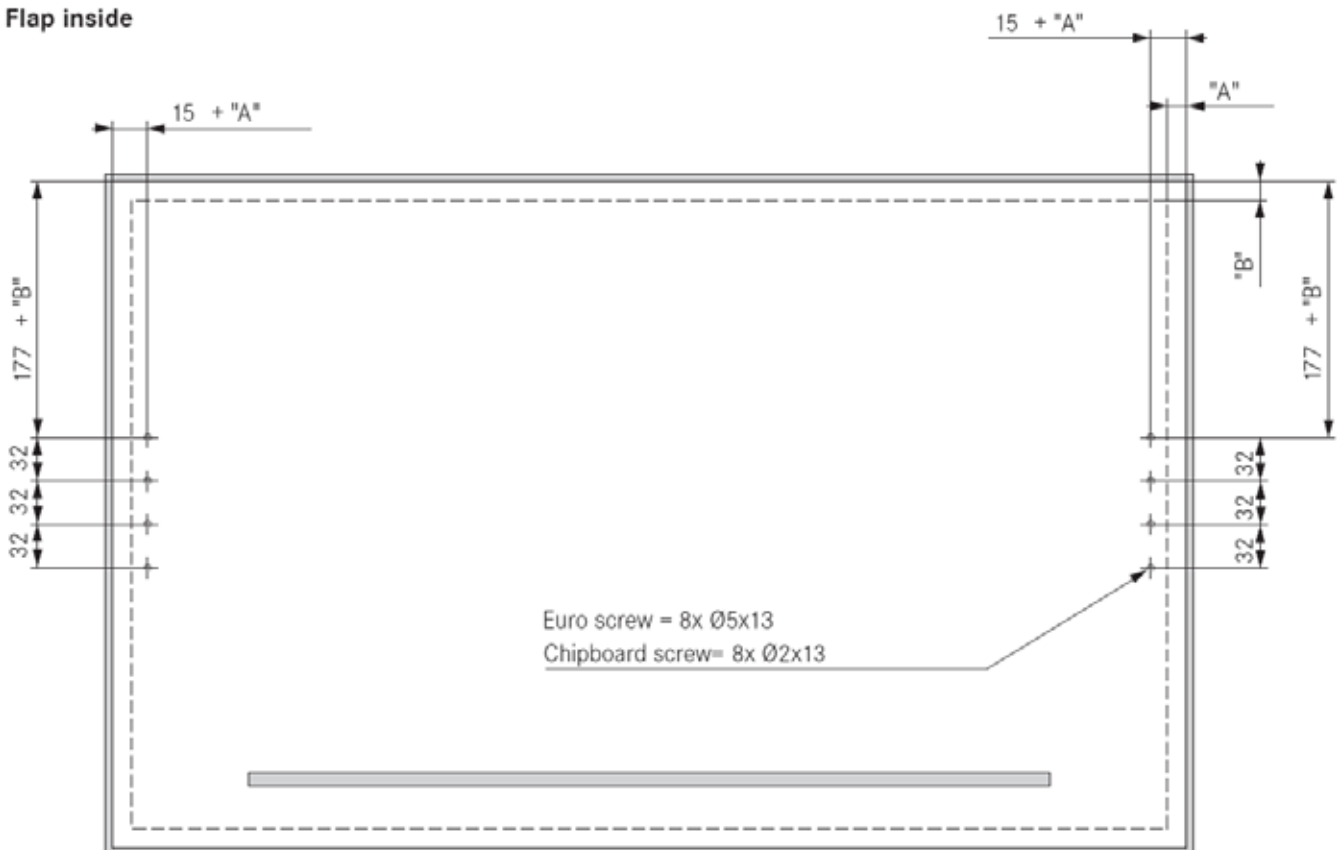
Flap height	Item Description			
	Fitting Type 1	Fitting Type 2	Fitting Type 3	Fitting Type 4
420 - 449	1.5 - 7.5	5.0 - 11.0	-	-
450 - 479	1.8 - 7.5	5.0 - 12.0	-	-
480 - 509	1.8 - 6.5	5.0 - 12.5	-	-
510 - 539	2.0 - 6.0	5.0 - 13.0	-	-
540 - 569	2.0 - 6.0	5.0 - 12.5	6.5 - 14.0	-
570 - 599	2.0 - 6.0	5.0 - 11.0	5.5 - 12.0	11.5 - 14.5
600 - 629	2.0 - 5.5	4.5 - 10.0	5.5 - 11.5	10.5 - 15.5
630 - 659	2.0 - 5.5	-	4.5 - 11.0	8.5 - 16.0
660 - 689	2.0 - 5.0	-	4.0 - 10.0	7.5 - 15.0
690 - 719	2.0 - 5.0	-	4.0 - 8.5	6.5 - 13.5
720 - 750	-	-	4.0 - 8.0	6.5 - 12.5

**Left-hand cabinet side (Right-hand cabinet side mirror-inverted)**



**Mounting for wooden and frame flaps (min. 45 mm width)**

**Flap inside**



A = 13 - 17